

Jump to:

- [Signing up to the Digital Hub](#)
- [Logging in to the Digital Hub](#)
- [Logging-in troubleshooting](#)


. Firstly, make sure you




- You will be sent an email asking you to reset your password using a verification code. No

. Once logged-in to the Digital Hub, you will see a list of all available tracks. A track is a collection of content developed specifically for each type of Hub user.


Scroll down to the Enterprise Adviser track and click on the 'View Details' button to the right of the screen:




. You will see the Enterprise Adviser track overview screen. Click on 'Join Track' to apply to join the Enterprise Adviser track:



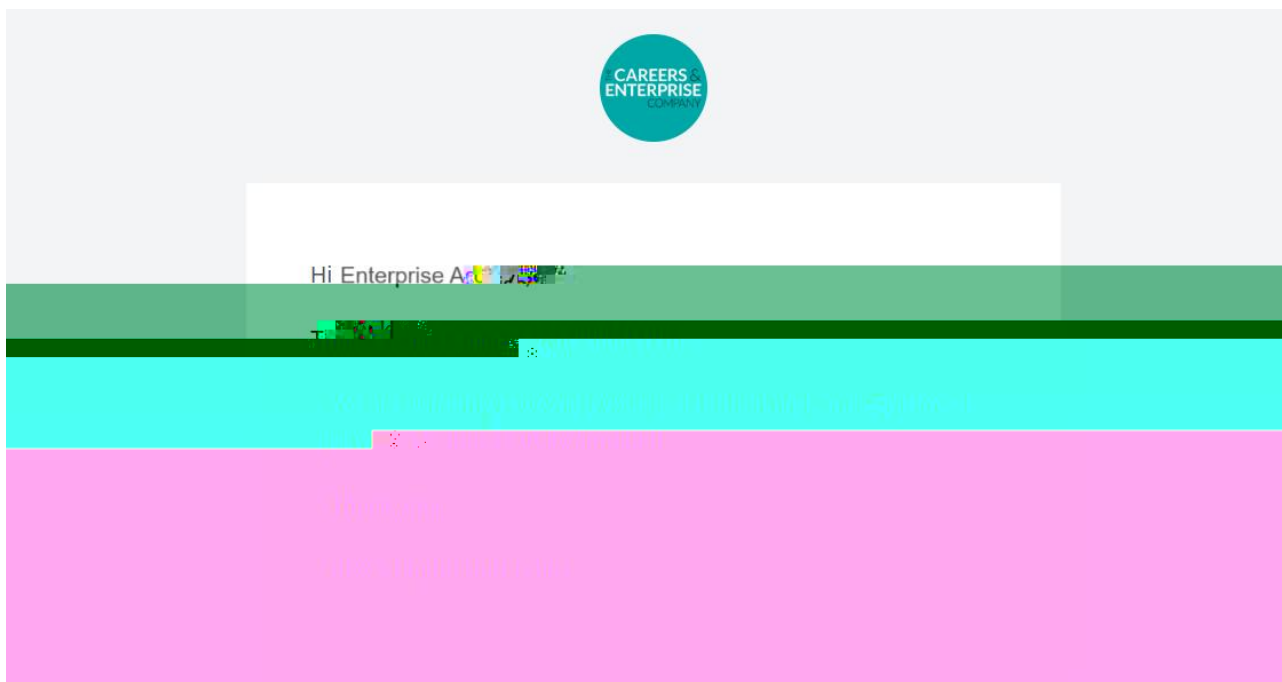
. A message will inform you that your registration request is being considered. Your application to join the Enterprise Adviser track will be sent to CEC for approval:



■. Click on the 'View Dashboard' button. When you click on 'View details' again in the Enterprise Adviser track, you will see to the right of the track overview screen that your registration status is being reviewed:

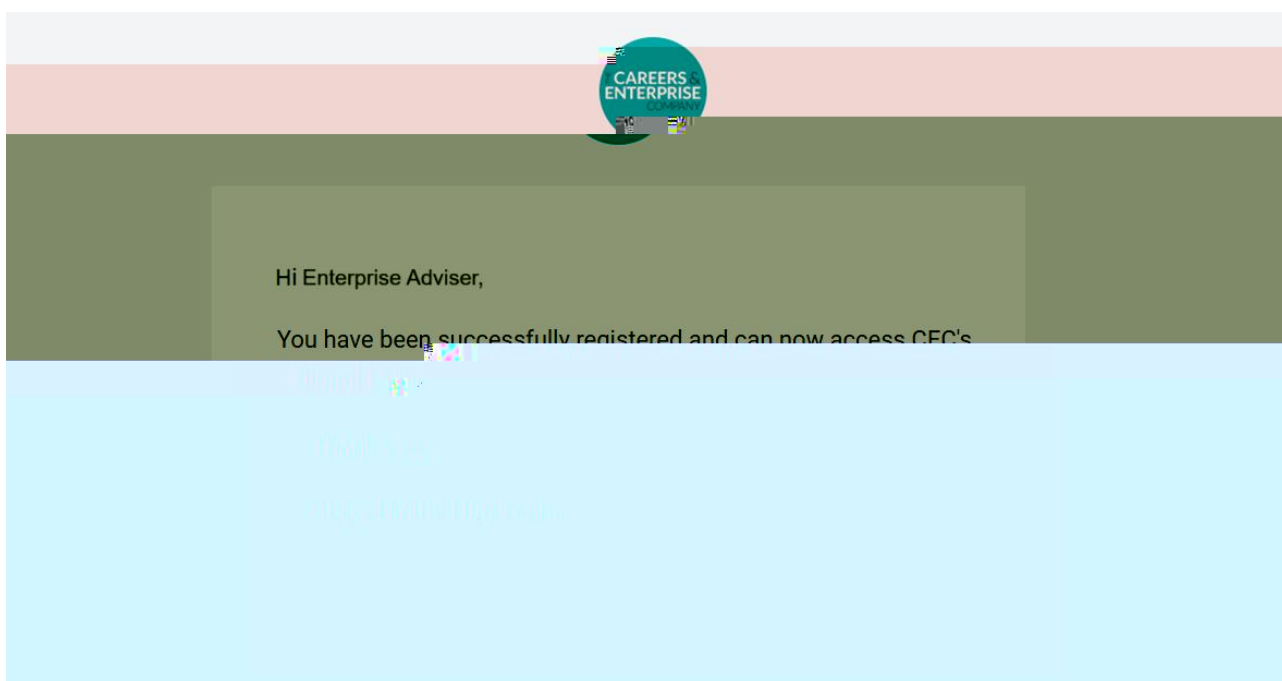


. You will also receive an email confirming that you have joined the Digital Hub and that your registration is pending approval:




You can now log-out of the Digital Hub while your registration is being reviewed.


. Once your application to join the Enterprise Adviser track has been approved, you will receive an email from CEC. If your application is not approved within 24 hours, please contact [digitalhub@careersandenterprise.co.uk](mailto:digitalhub@careersandenterprise.co.uk):



. You should now be able to log in and access the content for Enterprise Advisers in the Digital Hub. Firstly, click on the 'Log-in' button to the top-right of the screen:



. Click on the 'Log in to the Digital Hub with your EANR details' button:



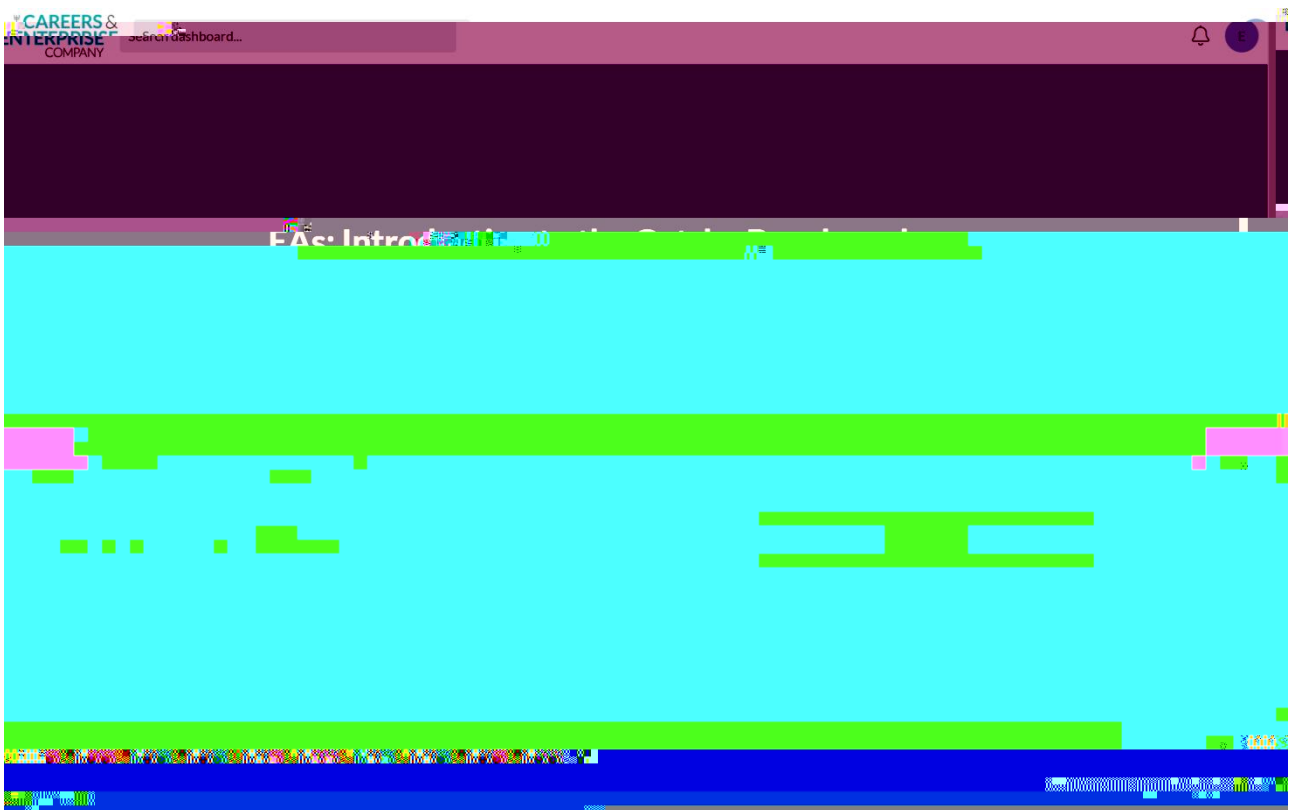
. Then enter your email address and password. Remember, these are the new login credentials that you were asked to create du eat



. Once logged-in, scroll down to the Enterprise Adviser track, where you will see your Enterprise Adviser content list. Click on 'View details'. You will see your Enterprise Adviser content listed as hyperlinks:



. Click on a course link to access that course. You will see a course description page, giving more details about the course:



. Click on 'Go to course' to start the course. You are now free to complete the course modules at your own pace. Your progress will be automatically saved in the Hub, so if you log out, you will be able to continue with the course from where you finished last time:



-

When signing-up, if you don't receive your email with the temporary password, please:

1. Check your spam folder.
2. If the temporary password email is not in your spam folder, please email [digitalhub@careersandenterprise.co.uk](mailto:digitalhub@careersandenterprise.co.uk).
3. If you have forgotten your password, please also email [digitalhub@careersandenterprise.co.uk](mailto:digitalhub@careersandenterprise.co.uk).